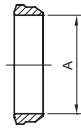


BACK FERRULE

TBF

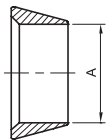


METRIC	
Part Number	A Tube O.D.
	mm
TBF - 2M	2
TBF - 3M	3
TBF - 4M	4
TBF - 6M	6
TBF - 8M	8
TBF - 10M	10
TBF - 12M	12
TBF - 14M	14
TBF - 15M	15
TBF - 16M	16
TBF - 18M	18
TBF - 20M	20
TBF - 25M	25
TBF - 28M	28
TBF - 32M	32
TBF - 38M	38
TBF - 42M	42

INCH		
Part Number	A Tube O.D.	
	in	mm
TBF - 1	1/16	1.58
TBF - 2	1/8	3.17
TBF - 3	3/16	4.76
TBF - 4	1/4	6.35
TBF - 5	5/16	7.93
TBF - 6	3/8	9.52
TBF - 8	1/2	12.70
TBF - 10	5/8	15.87
TBF - 12	3/4	19.05
TBF - 14	7/8	22.22
TBF - 16	1	25.40
TBF - 20	1-1/4	31.75
TBF - 24	1-1/2	38.10
TBF - 32	2	50.80

FRONT FERRULE


TFF



METRIC		INCH		
Part Number	A Tube O.D.	Part Number	A Tube O.D.	
	mm		in	mm
TFF - 2M	2	TFF - 1	1/16	1.58
TFF - 3M	3	TFF - 2	1/8	3.17
TFF - 4M	4	TFF - 3	3/16	4.76
TFF - 6M	6	TFF - 4	1/4	6.35
TFF - 8M	8	TFF - 5	5/16	7.93
TFF - 10M	10	TFF - 6	3/8	9.52
TFF - 12M	12	TFF - 8	1/2	12.70
TFF - 14M	14	TFF - 10	5/8	15.87
TFF - 15M	15	TFF - 12	3/4	19.05
TFF - 16M	16	TFF - 14	7/8	22.22
TFF - 18M	18	TFF - 16	1	25.40
TFF - 20M	20	TFF - 20	1-1/4	31.75
TFF - 22M	22	TFF - 24	1-1/2	38.10
TFF - 25M	25	TFF - 32	2	50.80
TFF - 28M	28			
TFF - 32M	32			
TFF - 38M	38			
TFF - 42M	42			

FERRULE SET

TFS



METRIC		INCH		
Part Number	Tube O.D.	Part Number	Tube O.D.	
	mm		in	mm
TFS - 2M	2	TFS - 1	1/16	1.58
TFS - 3M	3	TFS - 2	1/8	3.17
TFS - 4M	4	TFS - 3	3/16	4.76
TFS - 6M	6	TFS - 4	1/4	6.35
TFS - 8M	8	TFS - 5	5/16	7.93
TFS - 10M	10	TFS - 6	3/8	9.52
TFS - 12M	12	TFS - 8	1/2	12.7
TFS - 14M	14	TFS - 10	5/8	15.87
TFS - 15M	15	TFS - 12	3/4	19.05
TFS - 16M	16	TFS - 14	7/8	22.22
TFS - 18M	18	TFS - 16	1	25.40
TFS - 20M	20	TFS - 20	1-1/4	31.75
TFS - 22M	22	TFS - 24	1-1/2	38.10
TFS - 25M	25	TFS - 32	2	50.80
TFS - 28M	28			
TFS - 32M	32			
TFS - 38M	38			
TFS - 42M	42			

* The ferrule set contains one front ferrule and back ferrule. Please order ferrule sets in multiples of ten.

"D" - Dimension is minimum opening - dimensions are for reference only, and are subject to change without notice.