

# BRG3 SERIES



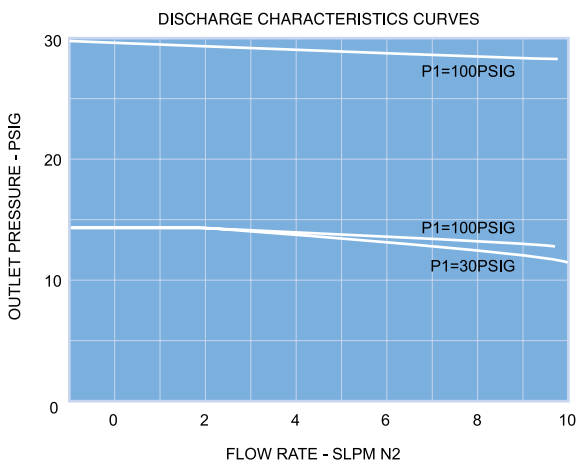
## MIRCRO BLOCK REGULATOR

- Compact size
- High performance with low hysteresis.
- All internal surfaces are finished with 10Ra or 5Ra to ensure minimal particle generation and entrapment. Metal-to-metal diaphragm seals provide enhanced leak tight integrity.
- Every step of assembly, welding, testing and final cleaning finished in Class 100 Cleanrooms.

## SPECIFICATIONS

Pressure Rating	Per criteria of ANSI / ASME B31.3.
Max. rated inlet pressure	150 PSIG
Outlet pressure	1-30, 1-60, 1-100 PSIG
Design proof pressure	150% of Maximum rated pressure
Materials in Contact with Media	
Body	316L Stainless Steel
Seat	PCTFE
Diaphragm	Hastelloy C-22
Gas contact parts	316L Stainless Steel / Hastelloy C-22 / Inconel 750
Other Parameters	
Flow coefficient	Cv = 0.06 (1/8" Connection & Bellow 30psi : Cv = 0.04)
PCTFE seat	-40°C to +71°C
Inboard leak rate	1 x 10 <sup>-9</sup> atm cc / sec He
Weight (w/o gauges)	1.2lbs. (530kg)

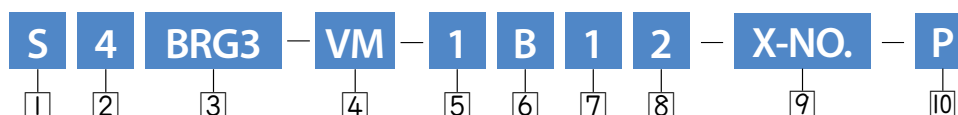
## FLOW CURVES



## MATERIAL

Wetted Parts	BRG3 Series
Body	316L Stainless Steel
Seat Holder	316L Stainless Steel Hastelloy C-22
Main Valve	316L Stainless Steel Hastelloy C-22
Valve Spring	316 Stainless Steel Inconel 750
Seat	PCTFE
Diaphragm	Hastelloy C-22

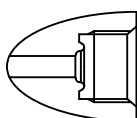
## ORDERING INFORMATION



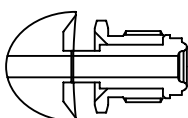
① Material	S = 316L Stainless steel SH = 316L Stainless steel with Hastelloy internals DH = 316L Stainless steel VAR with Hastelloy internals
② Connection Size	4 = 1/4" 6 = 3/8"
③ Product	BRG3 Series
④ Connection Type	TW = Tube Butt Weld VF = Female Type Face Seal VM = Male Type Face Seal VMF = Fixed Male Type Face Seal
⑤ Maximum Inlet Pressure	1 = 150 PSIG
⑥ Gauge Port Configuration	A = No Gauge Port B = 1/4" Internal Face Seal C = 1/4" Male Face Seal D = 1/4" Female Face Seal E = 1/4" Fixed Male Face Seal
⑦ Outlet Pressure Range	0 = 1 ~ 30 PSIG 1 = 1 ~ 60 PSIG 2 = 1 ~ 100 PSIG
⑧ Maximum Range of Outlet Gauge	0 = 30 PSIG 1 = 60 PSIG 2 = 100 PSIG Blank = No Gauge
⑨ User Option	Customization (※Standard : Blank)
⑩ Grade	Blank = BA Standard (10 Ra μinch) P = Electropolishing (5 Ra μinch) PX = Electropolishing (5 Ra μinch)

## GAUGE PORT INFORMATION

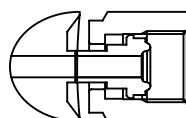
1/4" INTERNAL FACE SEAL



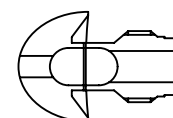
1/4" MALE FACE SEAL



1/4" FEMALE FACE SEAL



1/4" FIXED MALE FACE SEAL



## PORT CONFIGURATION

